

# NatWest Oldbury Branch Closure

## Customer and Community Engagement

All facts and figures are accurate on date of  
publication 16<sup>th</sup> June 2016

# Customer and Community Engagement

Oldbury branch

Closing date 13<sup>th</sup> July 2016

## How banking is changing

Our branches are changing from places where customers carry out basic transactions to places where customers interact with our staff on big life decisions. For example buying a home or starting up a business.

The decision to close a branch is never taken lightly, but we have to respond to these changes and help our customers to bank with us in the way that suits them best.

This document is designed to outline the rationale behind the decision to close NatWest Oldbury branch, help you identify how you can continue to bank in the local community and also detail the measures which have been taken to engage with our customers and the local community.

If you would like to discuss the alternative ways to bank in the local community or if you have any further questions regarding the closure, please ask a member of the branch team or contact Shefiq Rahman, Local CEO on 07824 529321 (Minicom 08004046161\*) or e-mail [shefiq.rahman@natwest.com](mailto:shefiq.rahman@natwest.com).

**We also understand that not everyone wants to use online services and prefer face to face banking. Our branch network will remain the cornerstone of our services to customers.**

## How has Oldbury branch changed?

 **17%**

The number of transactions at Oldbury branch has dropped by 38% since 2011.

**67 Customers**

are using the branch on a regular weekly basis, 42 of those customers already use our other branches in the area.

## Banking in 2016

There are now more convenient ways of banking with us than ever before, and our customers are increasingly using these different ways of banking. Across our network:



**Less than 9%**

Of our total transactions now take place in our branches. Branch transactions have been declining since 2010.

 **400%**

Online & mobile transactions have grown by over 400% since 2010.



**56%**

of our customers actively use mobile phone and online banking. That's over 3 million customers per week.

# How you can continue to bank locally


The decision to close our NatWest branch on the 13<sup>th</sup> July 2016 was not taken lightly. It was based on a wide range of factors including branch usage and the alternative ways our customers can bank with us in the area.


Here is a summary of the alternatives in the local area.

## Nearest Post Office

### Oldbury

 0.1 mile


 Mon – Fri 9am – 5.30pm  
Sat 9am – 2.30pm

 Balance Enquiry  
Cash & Cheque  
Deposit  
Withdrawal

### Rounds Green


 0.7 miles

 Mon - Fri 5.30am – 8pm  
Sat 6.30am – 8pm  
Sun 7.30am – 2pm

 Balance Enquiry  
Cheque Deposit  
Withdrawal

### Newbury Lane

 0.8 miles


 Mon – Fri 8.30am – 7pm  
Sat 8am – 7pm  
Sun 10am – 2pm


 Balance Enquiry  
Cheque Deposit  
Withdrawal


## Nearest free to use ATMs

 Lloyds TSB Warley

 0 miles 3 ATMs


 Note Machine  
Mecca Bingo

 0.2miles 3 ATMs

 Sainsbury's Warley  
Freeth Street


 0.1miles 2 ATMs


 Raphaels Bank  
Thomas Cook

 0.4 miles 1 ATM

 Barclays Oldbury

 0.1miles 3 ATMs

 Bank Machine Shell  
Birchley Island

 0.7 miles 1 ATM

## Nearest NatWest Branches \*opening deferred by 30mins on a Wednesday

Branch	Distance	Opening Hours	Services Available
West Bromwich Branch	1.5 miles	Mon-Fri 9am - 5.00pm* Sat 10am - 4pm	Cash Deposit Machine External ATM
Smethwick Branch	2.0 miles	Mon- Fri 9am - 5pm* Sat 9am - 12.30pm	External ATM
Dudley Castle Street Branch	3.0 miles	Mon-Fri 9am -4.30pm* Sat 9am - 12.30pm	External ATM

24/7 Telephone Banking  
0800 404 6161  
Online/Mobile banking   
Natwest.com/waystobank

For Online Banking you need to be aged 11 or over and have a NatWest account. Please note that system updates may mean that Online Banking is unavailable for short periods of time in the early hours of the morning. To use Mobile Banking you need to have registered for Online Banking, have a NatWest personal account with a debit card and have a mainland UK mobile number starting 07. To make payments using Mobile simply set up and make your first payment to each new payee in Online Banking beforehand. Telephone banking is available to NatWest personal customers aged 16 or over with a current or savings account.

# Customer and Community Engagement

We have taken an open and transparent approach to communicate and actively engage with our Personal and Local Business customers and also the wider local community, to ensure they are aware of the alternative ways to bank with us in the local area, and to answer any questions they might have.

We wrote to our customers who regularly use the branch to give them at least 12 weeks notice of the closure, and also displayed posters in the branch throughout the notice period.

In addition to writing to our customers, we also contacted the following people and organisations to make them aware and to understand if they wanted to discuss the decision and alternative ways to bank, or if they needed any help.



## Newspapers

Contacted

Express and Star



## Post Office

Contacted

Oldbury Post Office



## MP

Contacted

Adrian Bailey  
MP



## Local Groups

Contacted

Citizens Advice Bureau  
Age UK  
Federation of small business

Our local branch and business teams have proactively looked to contact 200 of our most active customers and those who are potentially most reliant on the branch. As a result of these discussions we have been able to personally discuss what this means for them and the most appropriate alternative services.

We have received 37 enquiries as a result of this decision. We have contacted each customer to discuss their concerns.

# Conclusion

The decision to close NatWest Oldbury branch has not been taken lightly and careful consideration has been given to the alternative banking services available. Since the announcement has been made we have engaged with our customers and the wider community to listen to their feedback and understand the impact.

## Customer Themes

- ❑ Concerns about how the closure may impact the local economy as NatWest Blackheath closed last year and some customers have already moved from there to Oldbury..
  - ❑ Our customers have been concerned about what will happen to the staff who work at the branch following the closure.
- 

We have undertaken the following activities in response to the key areas of concern:

- ❑ We met with the local post master and have taken time to work together with the local Post Office to ensure that services are in place and are suitable for the local demand.
- ❑ Where relevant, we have helped our customers with setting up and using online banking, and have encouraged them to visit our nearest branch.
- ❑ We have worked closely with the staff at the branch since the announcement to understand their preferences when the branch closes
- ❑ NatWest Oldbury is not the last Bank in town, and before making the decision to close the branch we carefully considered a number of factors, including branch usage and access to banking facilities in the local area. The number of transactions taking place at NatWest Oldbury has dropped by 17% since 2011 and 67 customers are using the branch on a regular weekly basis. 42 of these customers already use our other branches in the area.

Following our community engagement and Impact Assessment, we are confident that we have appropriate services in place to ensure our customers have sufficient access to banking locally.

NatWest Oldbury branch will therefore close as planned on 13<sup>th</sup> July 2016. Our branch staff and, Shefiq Rahman, Local CEO are available to answer any further questions that our customers or the community may have.